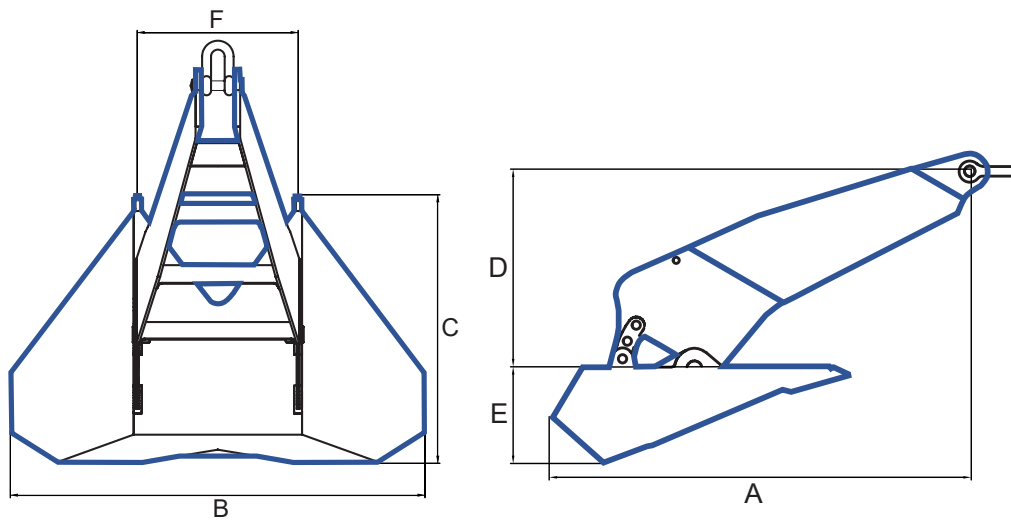




Mk6 – Stevpris Anchor

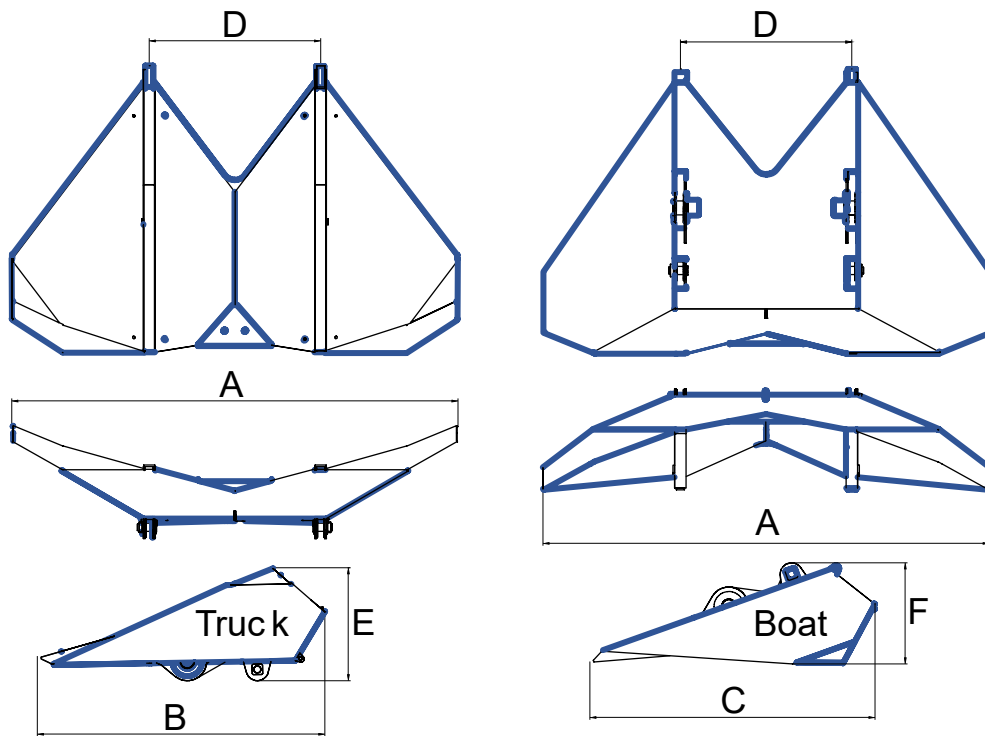


Weight	A	B	C	D	E	F
1500	2797	3059	1981	1321	641	1170
3000	3523	3870	2495	1664	808	1490
5000	4178	4602	2958	1973	958	1781
8000	4886	5390	3460	2308	1120	2090
10000	5263	5807	3728	2486	1206	2253
12000	5593	6171	3961	2642	1282	2394
15000	6025	6679	4267	2846	1381	2610
18000	6402	7101	4534	3024	1468	2777
20000	6631	7368	4696	3132	1520	2890
22000	6845	7625	4848	3234	1569	3002
25000	7143	7962	5059	3374	1637	3138
30000	7591	8451	5376	3586	1740	3324

Weight unit is Kilograms. All measurements in mm. Measurements, weights, and drawings, are based on industry standards. Deviation margins need to be taken in mind, this is your own responsibility and not from Castle Hills AS.

Stevpris Anchor – Mk6

TRANSPORT DIMENSIONS



A	B	C	D	E	F
6,68	4,25	4,23	2,61	1,68	1,50

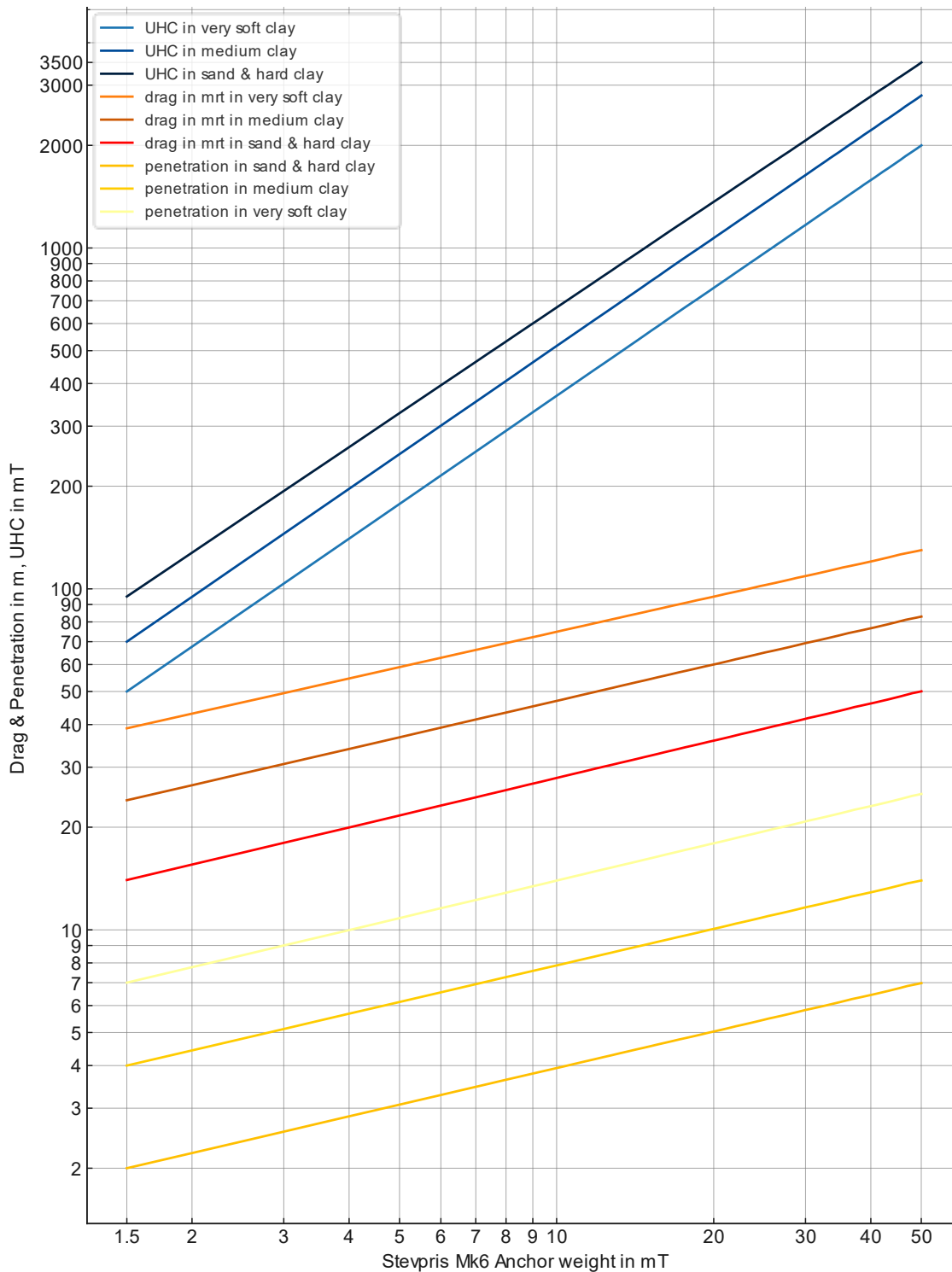
This graphic represents the standard transportation positions of a Stevpris Mk6 anchor.

Weight unit is Kilograms. All measurements in mm. Measurements, weights, and drawings, are based on industry standards. Deviation margins need to be taken in mind, this is your own responsibility and not from Castle Hills AS.



Mk6 – Stevpris Anchor

ULTIMATE HOLDING CAPACITY



Weight unit is Kilograms. All measurements in mm. Measurements, weights, and drawings, are based on industry standards. Deviation margins need to be taken in mind, this is your own responsibility and not from Castle Hills AS.